

2025 CORPORATE APPLICATION

Please Check: New/ Renewal Current WEF ID Number _____

Name of Company/Firm _____

Headquarters Address, Street or P.O. Box Phone _____

City State/Province Zip/Postal Code Country _____

NAME OF OFFICIAL REPRESENTATIVE

| | | | |
|---|----------------|----------------------------|------------------|
| First Name | M.I. | Last Name | (Jr., Sr., etc.) |
| Title | | Date of Birth (mm/dd/yyyy) | |
| City | State/Province | Zip/Postal Code | Country |
| Address, Street or P.O. Box (if different from above) | | | |
| Home Phone | Cell Phone | Business Phone | |
| E-mail Address | | Fax | |

MEMBERSHIP INFORMATION

By joining WEF, you also become a member of a local Member Association (MA). Please enter your membership category (Box 1) and the Local MA you wish to join from the list on the next page. **Note:** District of Columbia, Illinois, Maryland, and Virginia residents have two MA choices. Please indicate your primary choice in box 2 below.

Corporate members receive a 20% discount on all WEF sponsorships. They do not receive discounts on the exhibit rate.

| | DUES |
|--|------|
| 1. Membership Category | |
| National Dues: | \$ |
| 2. Local MA Selection | |
| Local MA Name: | \$ |
| 3. Dual MA Selection (optional) | |
| Secondary MA Selections: | \$ |
| TOTAL | \$ |

DONATE: SUPPORT WEF'S MISSION AND PROGRAMS

| | | |
|--|--|----|
| To learn more about each program, please visit: https://www.wef.org/about/support-wef-programs/donate-to-wef-programs . All donations are tax-deductible. | <input type="checkbox"/> Water Environment Federation (WEF): Support our mission and programs. | \$ |
| | <input type="checkbox"/> Stockholm Junior Water Prize: Support the annual water related science research project competition for high school students. | \$ |
| | <input type="checkbox"/> InFLOW Scholarship Program: Support the program to increase diversity and inclusion within the water workforce. | \$ |
| | <input type="checkbox"/> 2025 WEF Community Service Project at WEFTEC in Chicago. | \$ |
| | DONATION TOTAL | \$ |

DEMOGRAPHIC INFORMATION

The following is requested for informational purposes only.

Gender: Female Male Other

Education:

- Doctorate AA/AAS
 MA/MBA/MS Technical School
 BA/BS High School

RACE/ETHNIC ORIGIN

The following is requested for informational purpose only.

- African-American
 American Indian/Native Alaskan
 Asian
 Caucasian
 Hispanic/Latino
 Pacific Islander/Native Hawaiian
 Other _____

DID ANYONE RECOMMEND THAT YOU JOIN WEF?

Referring member's name: _____

Referring member's email address: _____

HOW DID YOU FIRST HEAR ABOUT WEF?

PAYMENT Forms received without payment will not be processed.

Federal Tax ID #: 53-0225129

Personal Check | Company Check | Check No. _____

Credit Card
 American Express | Card Number _____ Exp Date _____ CVV _____
 Mastercard
 VISA | Signature I authorize WEF to charge my credit card for the amount indicated.

Name on Card _____

Billing Address (if different than above) _____

City/ State/Province _____


Zip/Postal Code _____ Country _____


GRAND TOTAL \$ _____


Yes, please AUTO RENEW my membership!


Your membership can be conveniently renewed on your membership anniversary when you sign up for automatic renewal. At the beginning of your membership year, you will automatically be charged for the next membership period to guarantee uninterrupted access to benefits, services, and subscriptions. Members can update their automatic renewal preferences at any time by contacting WEF Customer Service.

Signature _____ **Date** _____
 (Signature required for all applications. Representative acknowledges the WEF Code of Conduct is applicable for all members.)

 **Online:** Signature required for all applications. Representative acknowledges the WEF Code of Conduct.

 **Mail Form and Payment:** WEF Membership P.O. Box 38008 Baltimore, MD 21297-8008 USA

 **Phone:** 1.800.666.0206 or 1.571.830.1545 globally
Fax: 1.240.396.2471

 **Email:** csc@wef.org

2025 WEF MEMBER ASSOCIATION DUES

| UNITED STATES ASSOCIATIONS | | CORPORATE |
|-------------------------------------|---|-----------|
| AK | Alaska WWMA | 68 |
| AL | Alabama's WEA | 132 |
| AR | Arkansas WEA | 30 |
| AZ | Arizona Water Association | 65 |
| CA | California WEA | 379 |
| CO | Rocky Mountain WEA (CO, NM, WY) | 35 |
| CT | New England WEA (CT, MA, ME, NH, RI, VT) | 78 |
| DC | Chesapeake WEA (DC, DE, MD) | 80 |
| | Federal Water Quality Association (DC, MD, VA) | 100 |
| DE | Chesapeake WEA (DC, DE, MD) | 80 |
| FL | Florida WEA | 80 |
| GA | Georgia Association of Water Professionals | 62 |
| HI | Hawaii WEA | 65 |
| IA | Iowa WEA | 25 |
| ID | Pacific Northwest CWA (ID, OR, WA) | 73 |
| IL | Central States WEA (IL, MN, WI) | 45 |
| | Illinois WEA | 40 |
| IN | Indiana WEA | 50 |
| KS | Kansas WEA | 10 |
| KY | Clean Water Professionals of Kentucky & Tennessee | 45 |
| LA | Clean Water Professionals of Louisiana WEA | 20 |
| MA | New England WEA (CT, MA, ME, NH, RI, VT) | 78 |
| MD | Chesapeake WEA (DC, DE, MD) | 80 |
| | Federal Water Quality Association (DC, MD, VA) | 100 |
| ME | New England WEA (CT, MA, ME, NH, RI, VT) | 78 |
| MI | Michigan WEA | 100 |
| MN | Central States WEA (IL, MN, WI) | 45 |
| MO | Missouri WEA | 35 |
| MS | Mississippi WEA | 50 |
| MT | Montana WEA | 30 |
| NC | NC One Water | 90 |
| ND | North Dakota WEA | 20 |
| NE | Nebraska WEA | 10 |
| NH | New England WEA (CT, MA, ME, NH, RI, VT) | 78 |
| NJ | New Jersey WEA | 72 |
| NM | Rocky Mountain WEA (CO, NM, WY) | 50 |
| NV | Nevada WEA | 30 |
| NY | New York WEA | 137 |
| OH | Ohio WEA | 50 |
| OK | Oklahoma WEA | 10 |
| OR | Pacific Northwest CWA (ID, OR, WA) | 76 |
| PA | Pennsylvania WEA | 60 |
| PR | Puerto Rico W&EA | 50 |
| RI | New England WEA (CT, MA, ME, NH, RI, VT) | 78 |
| SC | WEA of South Carolina | 45 |
| SD | South Dakota WEA | 15 |
| TN | Clean Water Professionals of Kentucky & Tennessee | 45 |
| TX | WEA of Texas | 70 |
| UT | WEA of Utah | 20 |
| VA | Virginia WEA | 55 |
| | Federal Water Quality Association (DC, MD, VA) | 100 |
| VT | New England WEA (CT, MA, ME, NH, RI, VT) | 78 |
| WA | Pacific Northwest CWA (ID, OR, WA) | 73 |
| WV | West Virginia WEA | 12 |
| WI | Central States WEA (IL, MN, WI) | 45 |
| WY | Rocky Mountain WEA (CO, NM, WY) | 35 |
| Canadian Associations in US dollars | | |
| | Atlantic Canada Water & Wastewater Association | 35 |
| | British Columbia Water & WA | 103 |
| | Reseau Environment | 235 |
| | WEA of Ontario | 99 |
| | Western Canada WEA | 80 |

 Questions? Contact WEF Customer Service at csc@wef.org
MEMBERSHIP PROFILE

Please take a few moments to tell us about your background and professional interests.

1. What is the nature of your ORGANIZATION (ORG)?
 (select one only) – required

- | | |
|--|--|
| <input type="checkbox"/> 01 Consulting, Contracting, Planning Services | <input type="checkbox"/> 08 State or Federal Government |
| <input type="checkbox"/> 02 Educational Institution | <input type="checkbox"/> 09 Utility: Wastewater |
| <input type="checkbox"/> 03 Industrial Systems/Plants | <input type="checkbox"/> 10 Utility: Drinking Water |
| <input type="checkbox"/> 04 Manufacturer or Distributor of Equipment & Supplies including representatives | <input type="checkbox"/> 11 Utility: Stormwater |
| <input type="checkbox"/> 05 Non-profits/NGOs | <input type="checkbox"/> 12 Utility: Wastewater, Drinking Water, and Stormwater |
| <input type="checkbox"/> 06 Finance, Investment, and Banking | <input type="checkbox"/> 13 Utility: Wastewater and Drinking Water |
| <input type="checkbox"/> 07 Laboratories | <input type="checkbox"/> 14 Utility: Wastewater and Stormwater |
| | <input type="checkbox"/> 15 Other (Please define: fill in) |

2. What is your Primary JOB FUNCTION?
 (select one only) (JOB)

- | | |
|--|--|
| <input type="checkbox"/> 01 Executive Level | <input type="checkbox"/> 10 Legislator/Regulator |
| <input type="checkbox"/> 02 Management Level | <input type="checkbox"/> 11 Analyst |
| <input type="checkbox"/> 03 Elected or Appointed Official | <input type="checkbox"/> 12 Sales/Marketing |
| <input type="checkbox"/> 04 Educator | <input type="checkbox"/> 13 Manufacturer's Representative |
| <input type="checkbox"/> 05 Student | <input type="checkbox"/> 14 Communications/Public Relations |
| <input type="checkbox"/> 06 Consultant/Contractor | <input type="checkbox"/> 15 IT/OT |
| <input type="checkbox"/> 07 Engineering/Design | <input type="checkbox"/> 16 Other (Please define: fill in) |
| <input type="checkbox"/> 08 Operator | |
| <input type="checkbox"/> 09 Scientist/Researcher | |

3. What areas do you consider to be your KEY FOCUS AREAS (FOC)? (select all that apply)

- | | |
|--|---|
| <input type="checkbox"/> 01 Air Quality and Odor Control | <input type="checkbox"/> 14 Public Communications and Outreach |
| <input type="checkbox"/> 02 Biosolids and Residuals | <input type="checkbox"/> 15 Regulation, Policy, Legislation |
| <input type="checkbox"/> 03 Climate | <input type="checkbox"/> 16 Research and Innovation |
| <input type="checkbox"/> 04 Collection Systems and Conveyance | <input type="checkbox"/> 17 Resource Recovery |
| <input type="checkbox"/> 05 Disinfection and Public Health | <input type="checkbox"/> 18 Safety, Security, Resilience |
| <input type="checkbox"/> 06 Drinking Water | <input type="checkbox"/> 19 Small Communities |
| <input type="checkbox"/> 07 Energy | <input type="checkbox"/> 20 Stormwater and Watershed |
| <input type="checkbox"/> 08 Finance and Investment | <input type="checkbox"/> 21 Utility Management and Leadership |
| <input type="checkbox"/> 09 Industrial Water Resources | <input type="checkbox"/> 22 Watershed Management |
| <input type="checkbox"/> 10 Intelligent Water Technology | <input type="checkbox"/> 23 Wastewater Treatment, Design, and Modeling |
| <input type="checkbox"/> 11 Laboratory Analysis and Practices | <input type="checkbox"/> 24 Water and Wastewater Treatment |
| <input type="checkbox"/> 12 Nutrients | <input type="checkbox"/> 25 Workforce |
| <input type="checkbox"/> 13 Operation | |